

How to Use ICMPC17-APSCOM7-e-Proceedings

How to Use e-Proceedings

CONTENTS

- For smartphone and tablet users
 - Access from the WEB (pp. 3-6)
- For personal computer users
 - Download as a ZIP file (pp. 7-17)
- How to Use ICMPC17-APSCOM7-e-Proceedings (pp. 18-27)

For smartphone and
tablet users

Access from the WEB

Access Information

- e-Proceedings URL

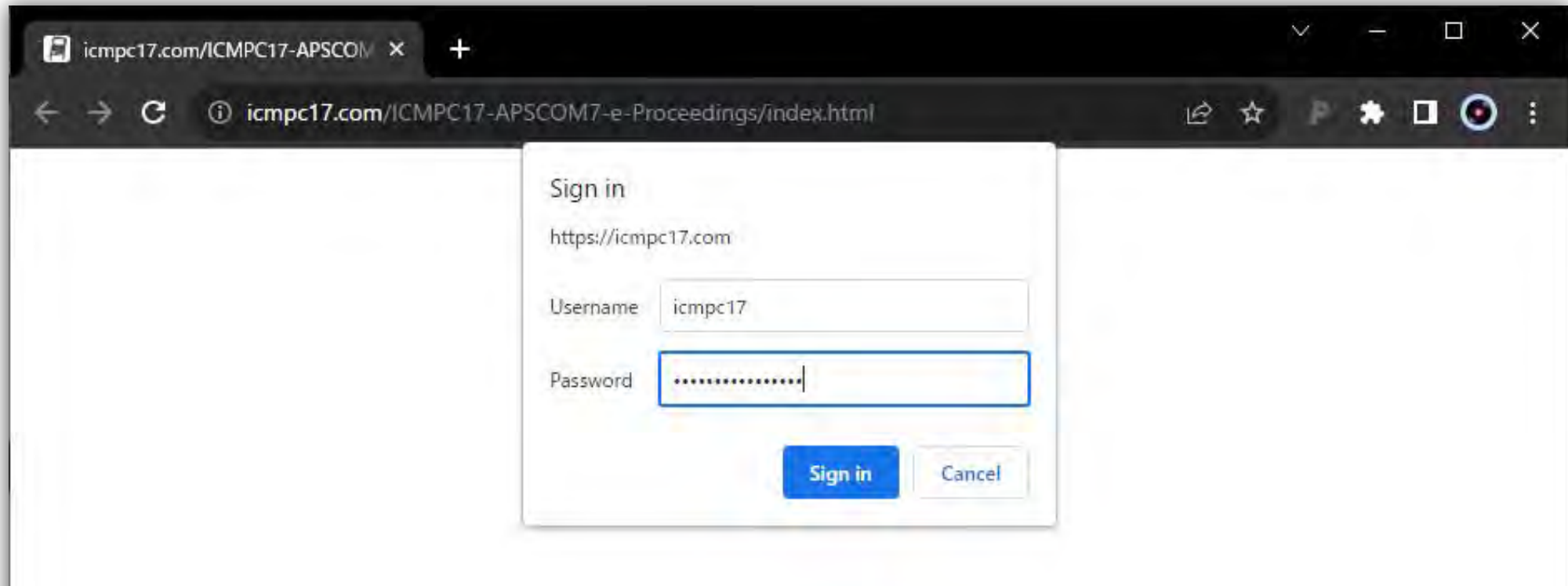
<https://icmpc17.com/ICMPC17-APSCOM7-e-Proceedings/index.html>

- The username and the password to access the page are included in the email message sent on August 15.
 - The username and the password are also available at the Reception Desk.

Access from the WEB

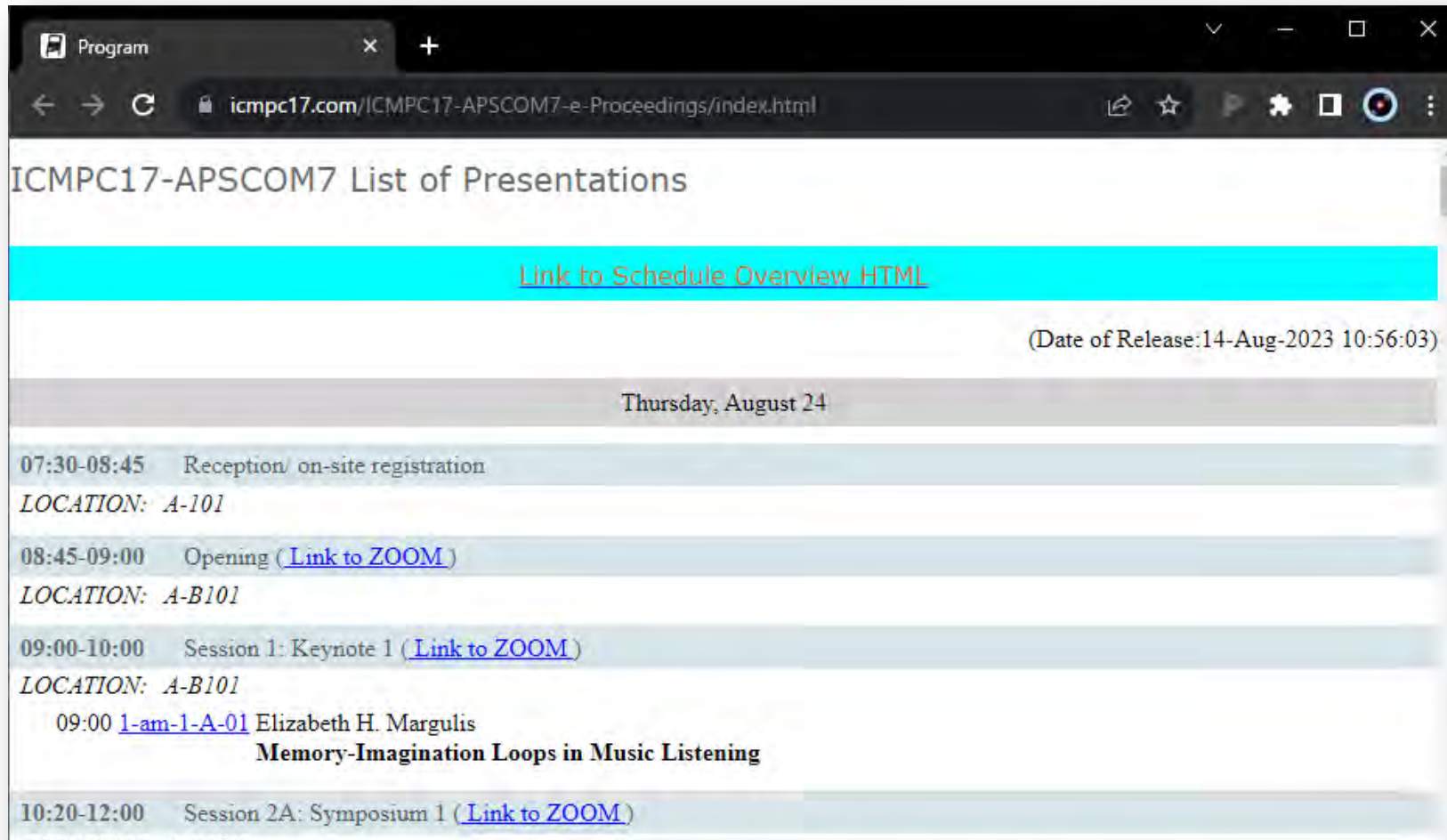
The recommended browser is
Google chrome.

- Please access the e-Proceedings URL on your browser
- Input the Username and the Password
- Click “Sign in” button



Access from the WEB

- You can access the program page, which looks as follows.



The screenshot shows a web browser window with the following content:

- Browser tab: Program
- Address bar: icmpc17.com/ICMPC17-APSCOM7-e-Proceedings/index.html
- Page title: ICMPC17-APSCOM7 List of Presentations
- Link: [Link to Schedule Overview HTML](#) (highlighted in cyan)
- Date of Release: 14-Aug-2023 10:56:03
- Day: Thursday, August 24
- 07:30-08:45 Reception/ on-site registration
LOCATION: A-101
- 08:45-09:00 Opening ([Link to ZOOM](#))
LOCATION: A-B101
- 09:00-10:00 Session 1: Keynote 1 ([Link to ZOOM](#))
LOCATION: A-B101
 - 09:00 [1-am-1-A-01](#) Elizabeth H. Margulis
Memory-Imagination Loops in Music Listening
- 10:20-12:00 Session 2A: Symposium 1 ([Link to ZOOM](#))

The ZIP file also contains a PDF named “Proceedings of ICMPC17-APSOM7.pdf”. This is the official, electronic-publication of the ICMPC17-APSCOM7. You may use this for your reference after the conference.

For personal computer
users

Download as a ZIP file

The merit of downloading the ZIP archive is that you can browse the program and view the full paper/structured abstract with no need for the network connection. (Unfortunately, this local file access is not allowed for smartphone/tablet OS.

Access Information

- e-Proceedings ZIP file URL

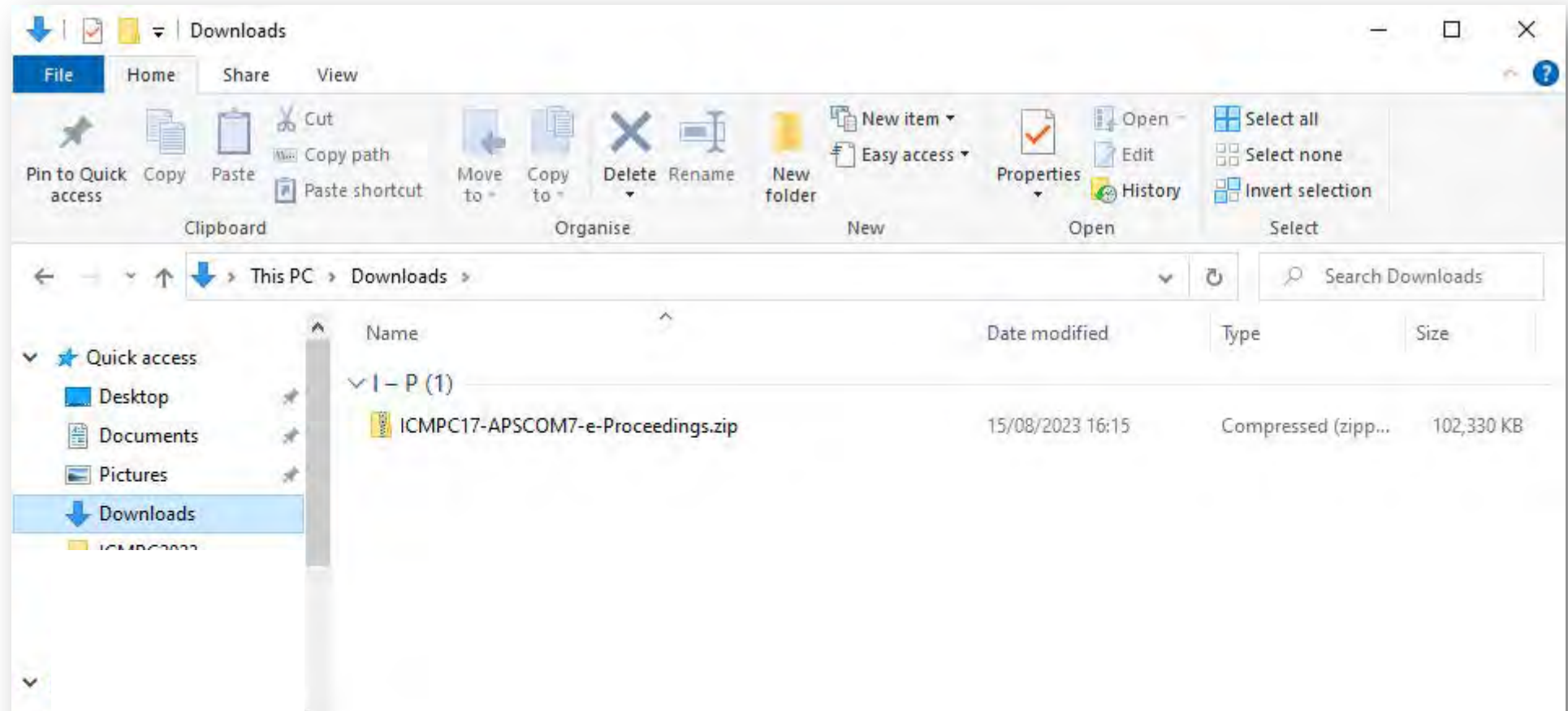
<https://icmpc17.com/proceedings-in-zip/ICMPC17-APSCOM7-e-Proceedings.zip>

(Downloading will automatically start.)

- The zip file is protected by the password which has already sent on August 15 by e-mail.

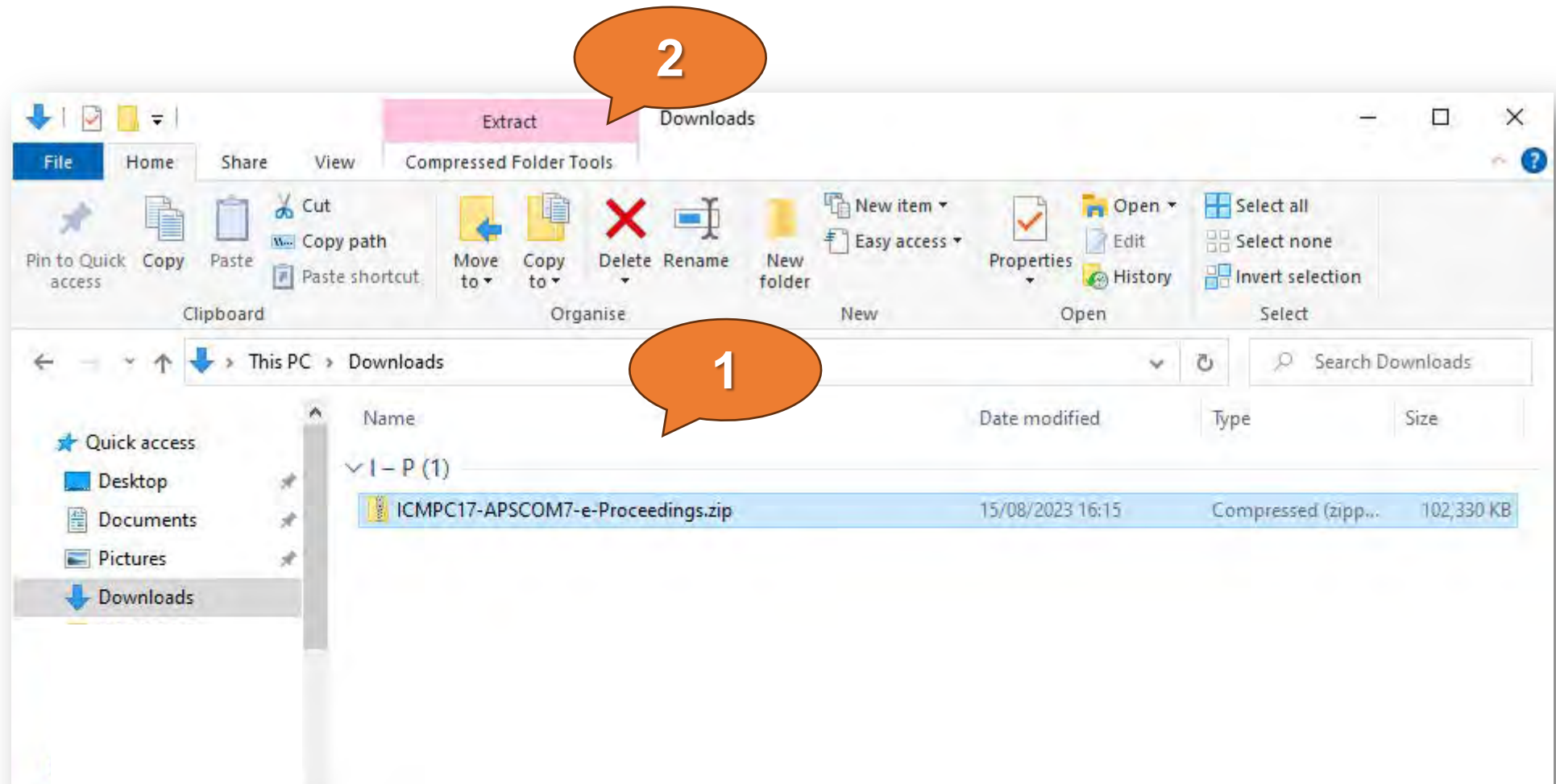
Download as a ZIP file

- Please download the ZIP file (about 200 MB) from the URL on the previous page



Extraction of the ZIP file (Windows)

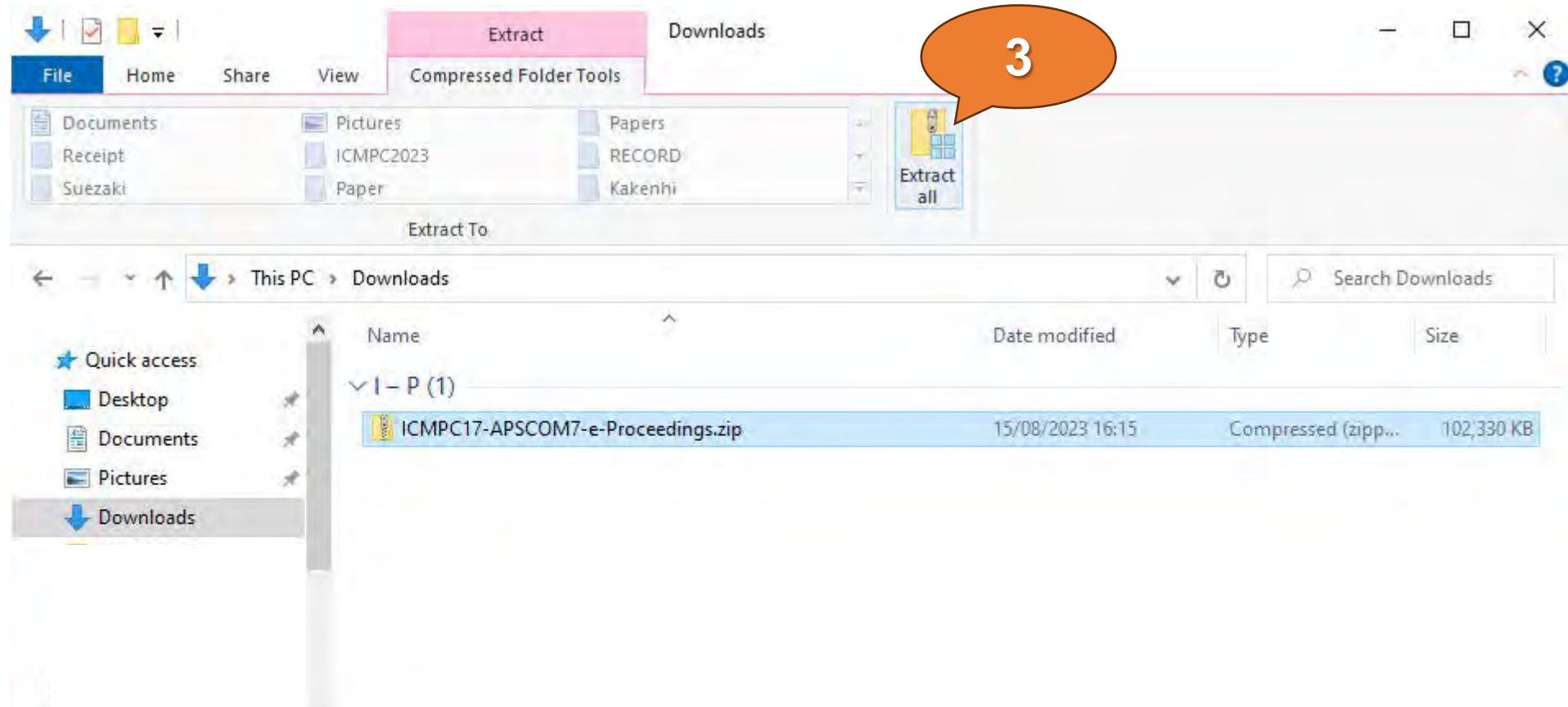
- 1 Select “ICMPC17-APSCOM7-e-Proceedings.zip”
- 2 Select “Extract” tab



Download as a ZIP file

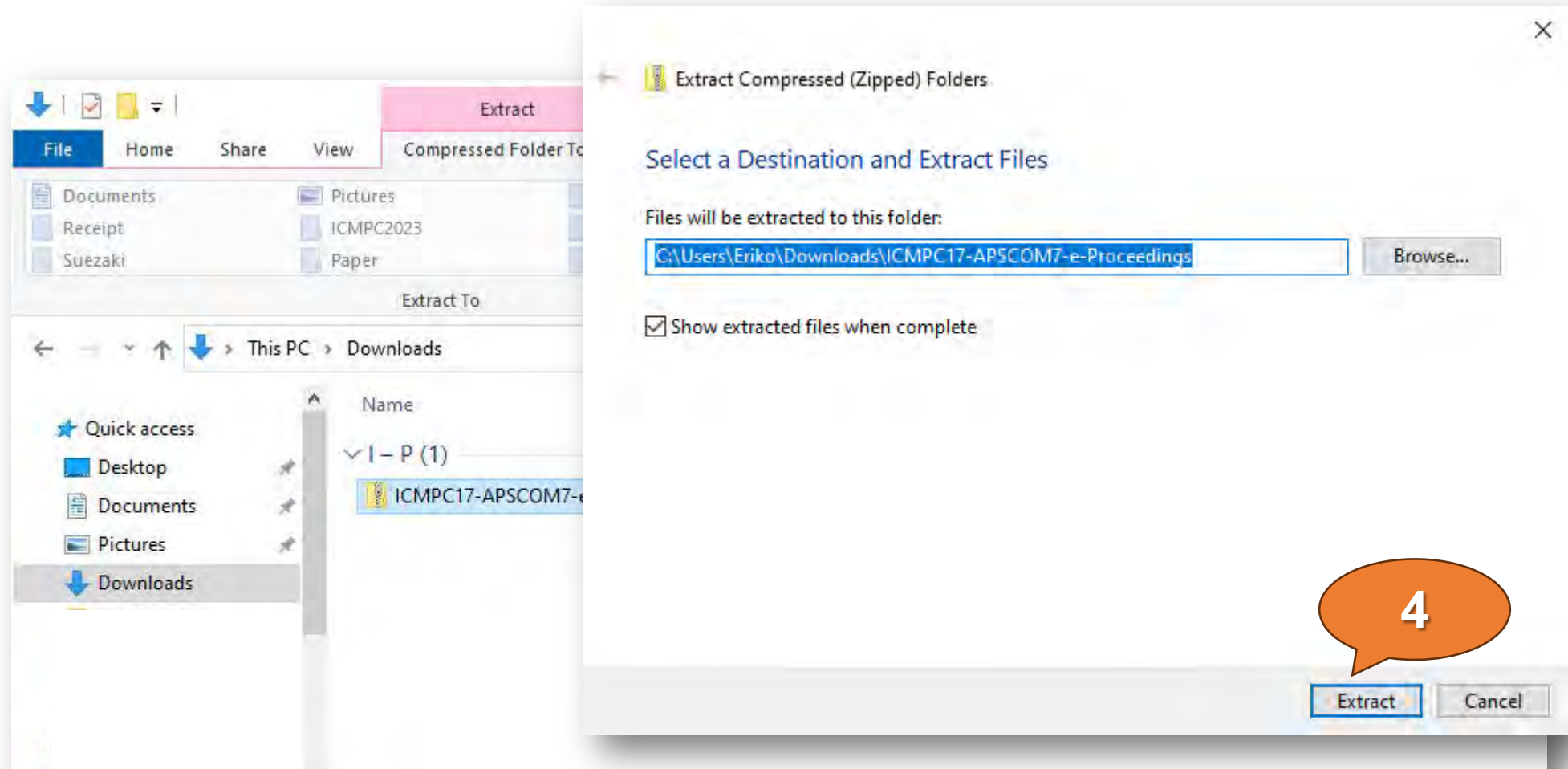
- 3 Select “Extract all” menu, then a new window will open

!! NOTE !!
Please DO NOT SKIP this process
of unzipping the ZIP file



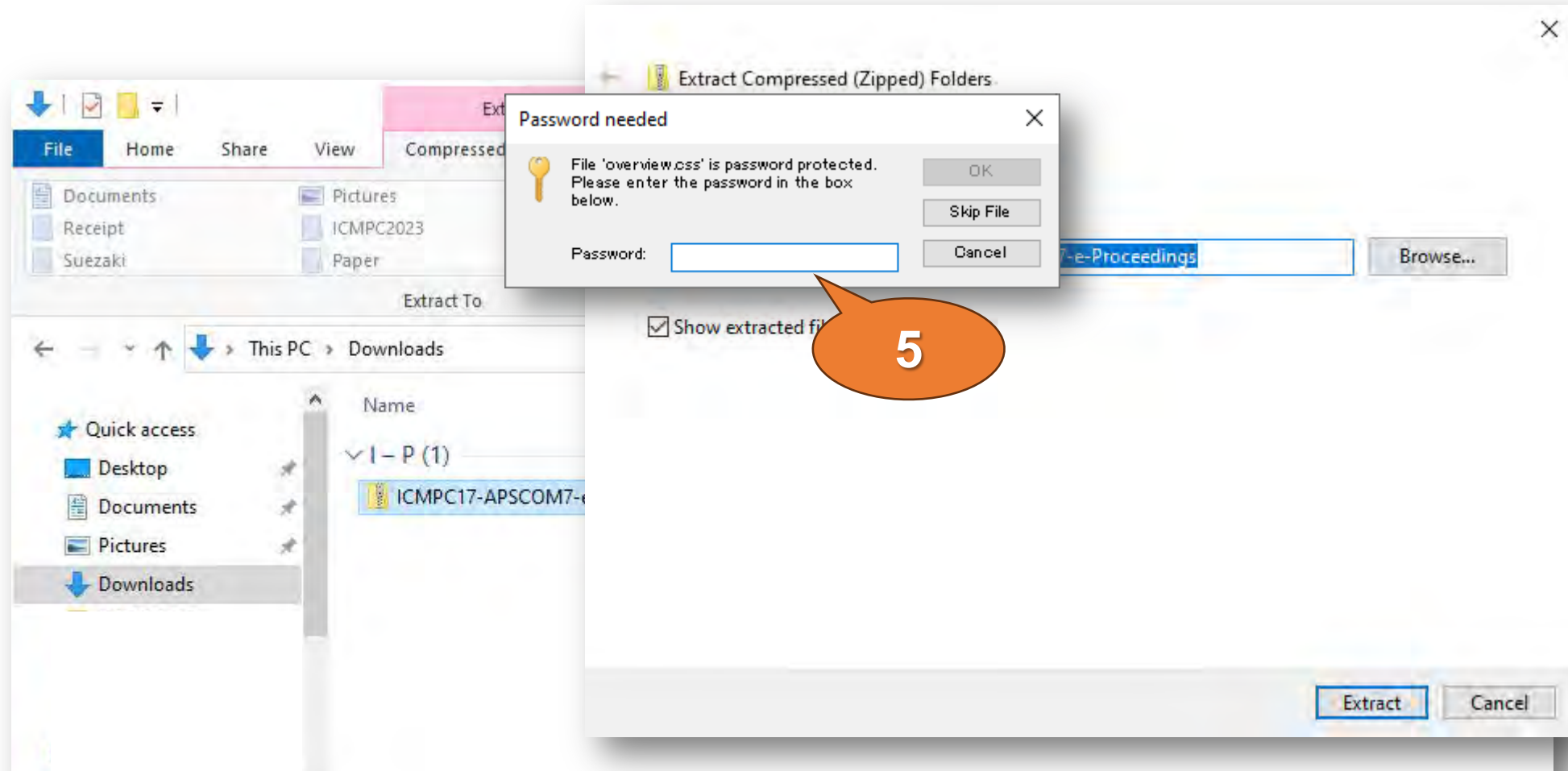
Download as a ZIP file

- 4 Select "Extract" button on the new window



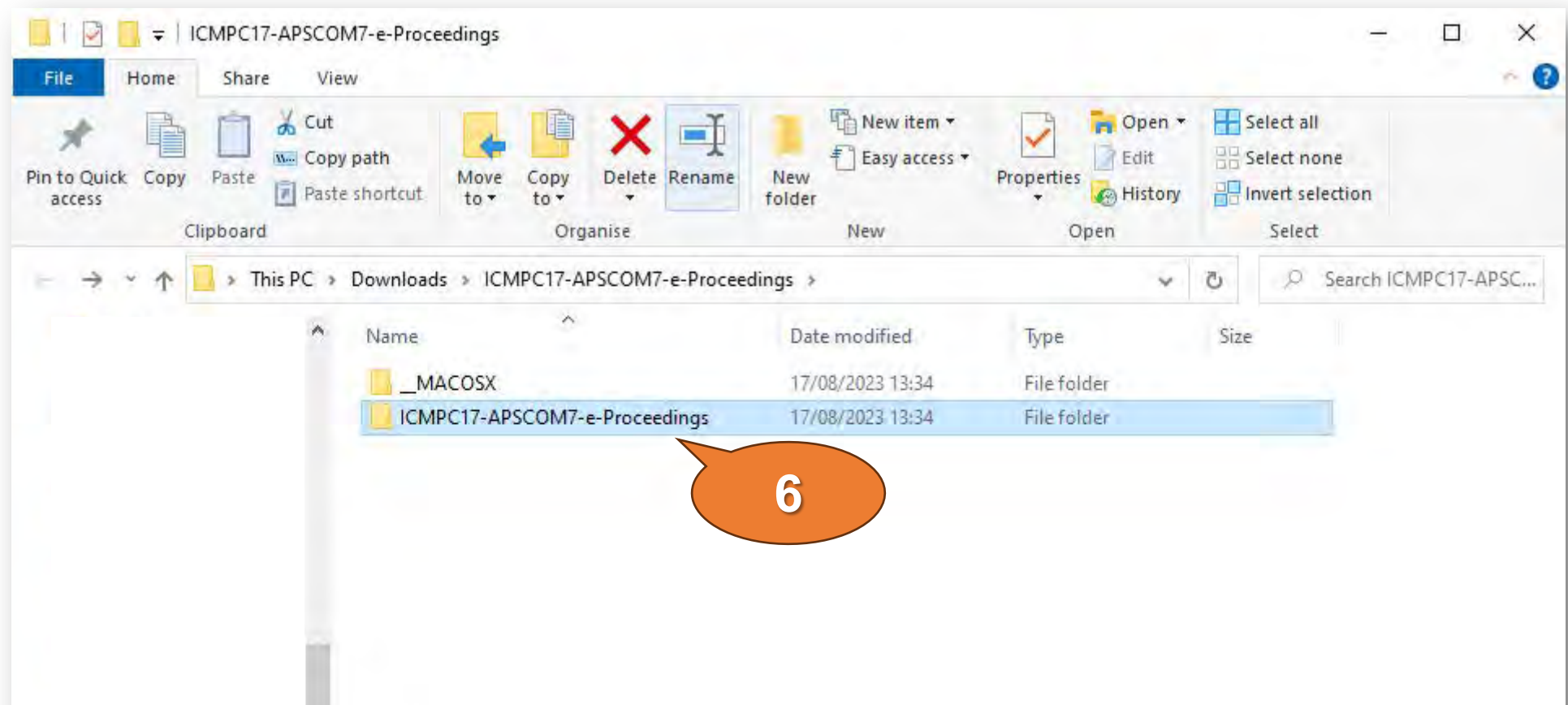
Download as a ZIP file

- 5 Please enter the password which should have been sent by e-mail then unzipping the ZIP file will be started



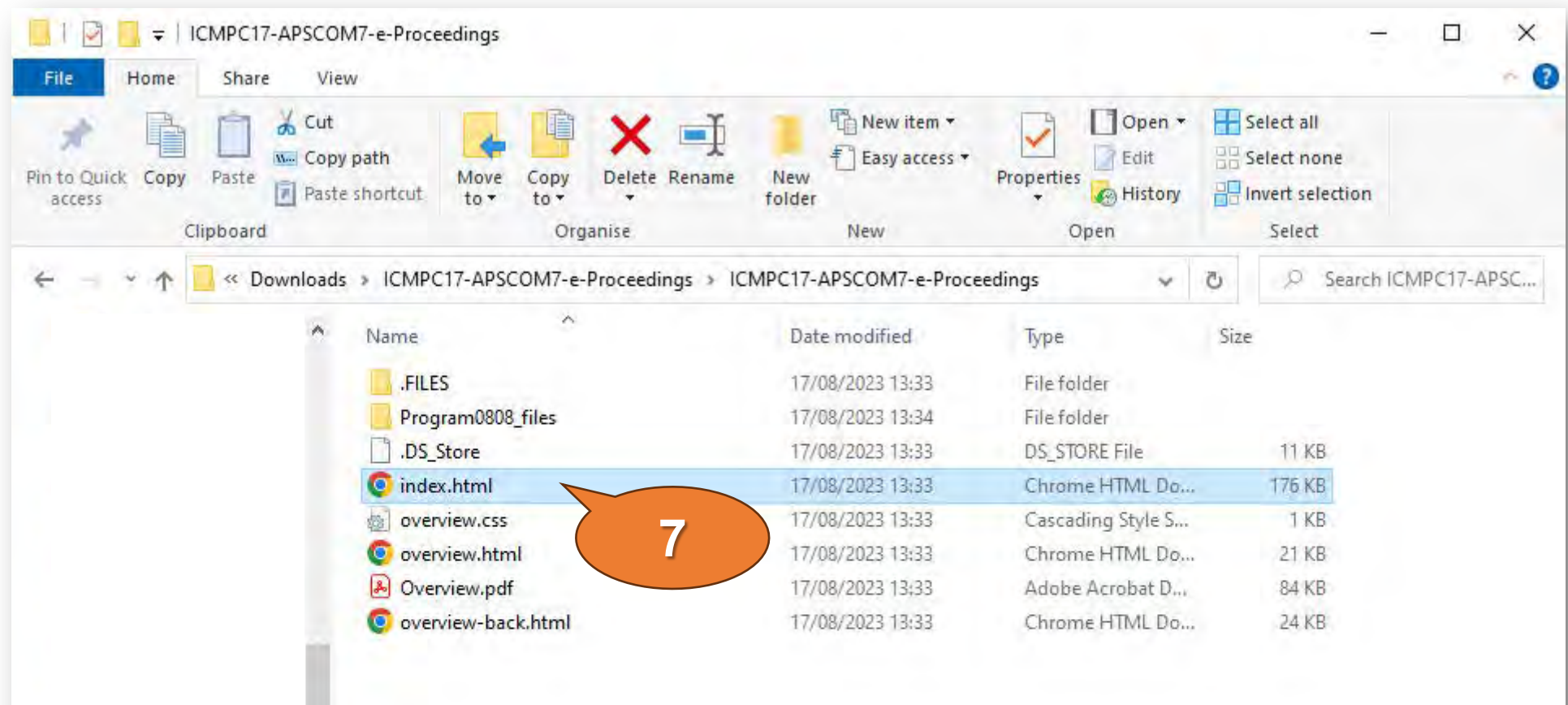
Download as a ZIP file

- 6 You can find “ICMPC17-APSCOM7-e-Proceedings” folder and double-click to open it



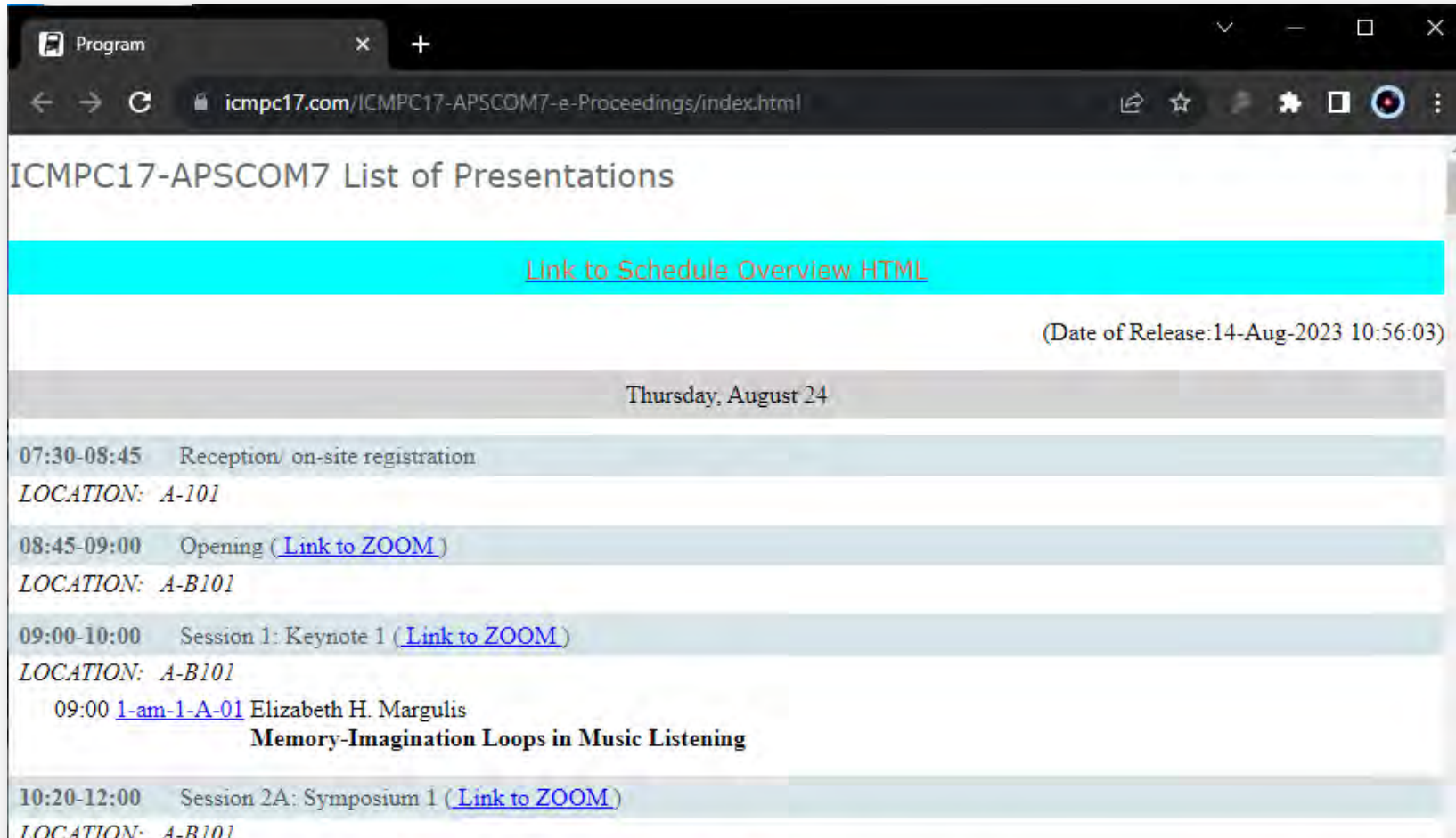
Open the e-Proceedings by your browser.

- 7 Open “index.html” file on Google Chrome. (Windows OS: Using context menu by the mouse down of the right button. Mas OS: Drag and drop the index.html onto Google Chrome application icon.)



Access the e-Proceedings locally.

- You will see “ICMPC17-APSCOM7 List of Presentations”



The screenshot shows a web browser window with the address bar displaying `icmpc17.com/ICMPC17-APSCOM7-e-Proceedings/index.html`. The page title is "ICMPC17-APSCOM7 List of Presentations". A cyan bar contains the link [Link to Schedule Overview HTML](#). Below this, the date "Thursday, August 24" is centered. The schedule is listed as follows:

Time	Activity	Location
07:30-08:45	Reception/ on-site registration	A-101
08:45-09:00	Opening (Link to ZOOM)	A-B101
09:00-10:00	Session 1: Keynote 1 (Link to ZOOM)	A-B101
09:00	1-am-1-A-01 Elizabeth H. Margulis Memory-Imagination Loops in Music Listening	
10:20-12:00	Session 2A: Symposium 1 (Link to ZOOM)	A-B101

Extraction of the ZIP file – Mac OS –

1. Double click the downloaded ZIP file
2. You will be required to input the password
3. Input the password, and click OK button
4. The extraction process will start
5. Select the “index.html” file and double-click to open it
6. Open the e-Proceedings by your browser
7. You will see “ICMPC17-APSCOM7 List of Presentations”

How to Use ICMPC17-APSCOM7-e-Proceedings

See Schedule Overview HTML

Program

icmipc17.com/ICMPC17-APSCOM7-e-Proceedings/index.html

ICMPC17-APSCOM7 List of Presentations

[Link to Schedule Overview HTML](#)

(Date of Release: ...)

07:30-08:45 Reception/ on-site registration
LOCATION: A-101

08:45-09:00 Opening ([Link to ZOOM](#))
LOCATION: A-B101

09:00-10:00 Session 1: Keynote 1 ([Link to ZOOM](#))
LOCATION: A-B101
09:00 [1-am-1-A-01](#) Elizabeth H. Margulis
Memory-Imagination Loops in Music Listening

10:20-12:00 Session 2A: Symposium 1 ([Link to ZOOM](#))
LOCATION: A-B101
10:20 [1-am-2-A-01](#) Haruka Shoda, Kentaro Ono, Makiko Abe and Ken-Ichi Tabei
Music and Bodily Movement: Perspectives from Performance Science, Cognitive Neuroscience
Based Music Therapy

10:20-12:00 Session 2B: Symposium 2 ([Link to ZOOM](#))
LOCATION: A-B202

Click "Link to Schedule Overview HTML"

Program

Overview of ICMPC17-APSCOM7

icmipc17.com/ICMPC17-APSCOM7-e-Proceedings/overview.html

Overview of Technical Sessions of ICMPC17-APSCOM7

First Day						
August 24 (Thr)	Room A (A-B101)	Room B (A-B202)	Room C (A-202)	Room D (A-301)	Room E (A-302)	Room F (A-303)
08:45-09:00	Opening					
09:00-10:00	Elizabeth H. Margulis Memory-Imagination Loops in Music Listening					
10:20-12:00	Symposium 1 Music and Bodily Movement: Perspectives from Performance Science, Cognitive Neuroscience, and Evidence-Based Music Therapy	Symposium 2 Adaptive and Maladaptive Learning in Musicians	Rhythm 1	Language and music 1	Emotion 1	Harmony
12:00-15:00	Break					
				Language and music 2	Pitch 1	Singing 1
				Rhythm 2	Well-being and health 1	Movement
Second Day						
August 25 (Fri)	Room A (A-B101)	Room B (A-B202)	Room C (A-202)	Room D (A-301)	Room E (A-302)	Room F (A-303)
08:00-09:40	Symposium 5 Error Detection and Music Dictation: How Working Musicians Hear and Organize Pitches & Rhythms	Symposium 6 Longitudinal Intervention Studies in Music Neuroscience: Promises and Challenges	Emotion 3	Development 2	Music listening	Memory 1
10:00-11:00	Poster 1a (Main Hall)					19
11:00-						

Clicking the session name will take you to the program section of the session.

Join Sessions on ZOOM

ICMPC17-APSCOM7 List of Presentations

[Link to Schedule Overview HTML](#)

(Date of Release:14-Aug-2023 10:56:03)

Thursday, August 24

07:30-08:45	Reception/ on-site registration	
	LOCATION:	A-101
08:45-09:00	Opening	(Link to ZOOM)
	LOCATION:	A-B101
09:00-10:00	Session 1: Keynote 1	(Link to ZOOM)
	LOCATION:	A-B101
09:00	1-am-1-A-01 Elizabeth H. Margulis	
		Memory-Imagination Loops in Music Listening
10:20-12:00	Session 2A: Symposium 1	(Link to ZOOM)
	LOCATION:	A-B101
10:20	1-am-2-A-01 Haruka Shoda, Kentaro Ono, Makiko Abe and Ken-Ichi Tabei	
		Music and Bodily Movement: Perspectives from Performance Science, Cognitive Neuroscience, and Evidence-Based Music Therapy
10:20-12:00	Session 2B: Symposium 2	(Link to ZOOM)

Find Full Paper, Poster Image, Movies, and Join QA Board

ICMPC17-APSCOM7 List of Presentations

[Link to Schedule Overview HTML](#)

(Date of Release)

Thursday, August 24

07:30-08:45 Reception/ on-site registration
LOCATION: A-101

08:45-09:00 Opening ([Link to ZOOM](#))
LOCATION: A-B101

09:00 [1-am-1-A-01](#) Elizabeth H. Margulis
Memory-Imagination Loops in Music Listening

10:20-12:00 Session 2A: Symposium 1 ([Link to ZOOM](#))
LOCATION: A-B101

10:20 [1-am-2-A-01](#) Haruka Shoda, Kentaro Ono, Makiko Abe and Ken-Ichi Tabei
Music and Bodily Movement: Perspectives from Performance Science, Cognitive Neuroscience, and Evidence-Based Music Therapy

10:20-12:00 Session 2B: Symposium 2 ([Link to ZOOM](#))
LOCATION: A-B202

1-am-2-A-01

Paper ID: 8675

Authors: Haruka Shoda, Kentaro Ono, Makiko Abe and Ken-Ichi Tabei

Title: Music and Bodily Movement: Perspectives from Performance Science, Cognitive Neuroscience, and Evidence-Based Music Therapy

[Full Paper/Structured Abstract](#)

Poster Image [unavailable]

Short Movie [unavailable]

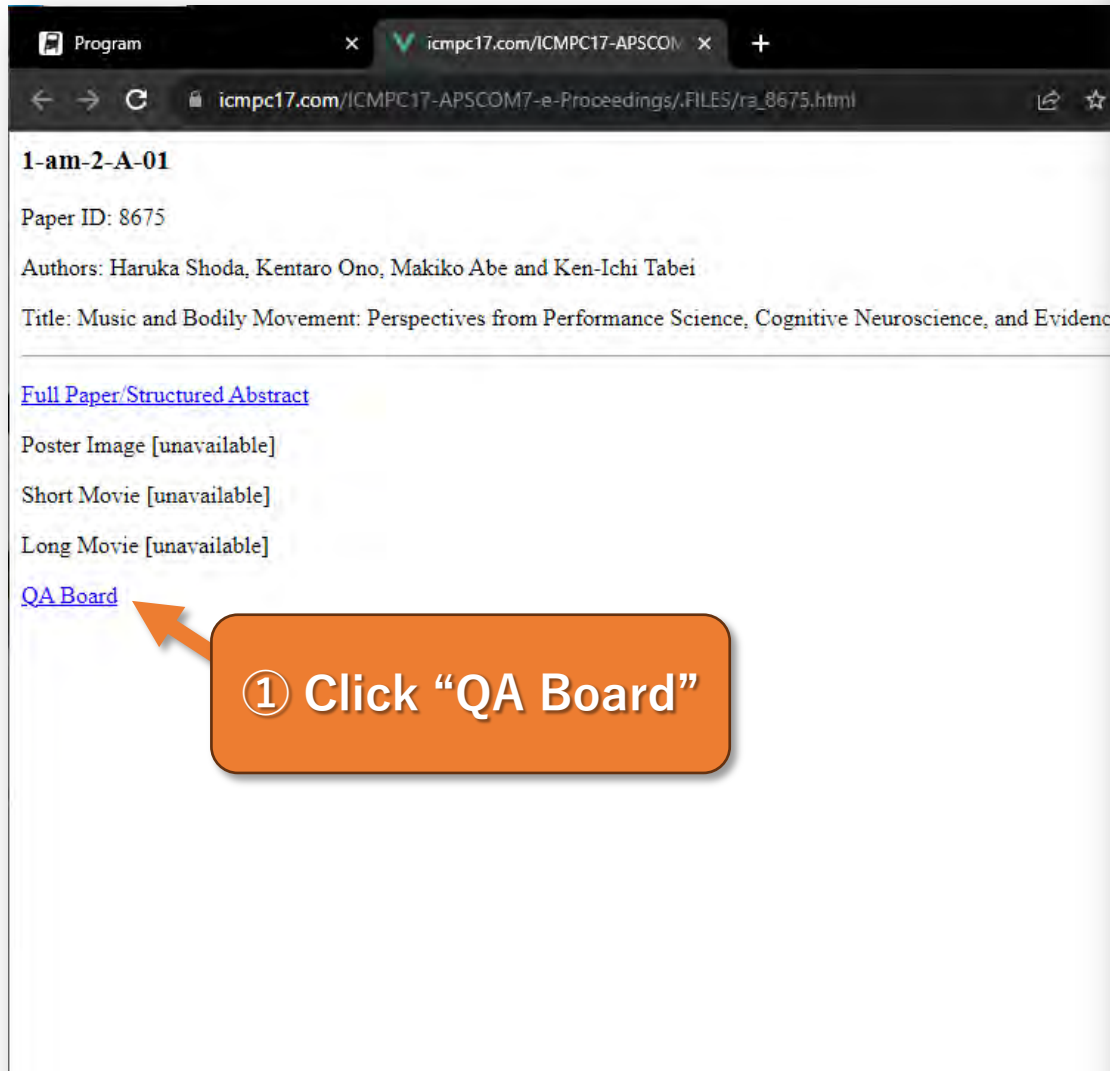
Long Movie [unavailable]

[QA Board](#)

If contents have been uploaded by authors, links are available.

Link to QA Board
(See next page for usage)

How to use QA Board: Ask Question



Program x icmpc17.com/ICMPC17-APSCOM x +

icmpc17.com/ICMPC17-APSCOM7-e-Proceedings/FILES/ra_8675.html

1-am-2-A-01

Paper ID: 8675

Authors: Haruka Shoda, Kentaro Ono, Makiko Abe and Ken-Ichi Tabei

Title: Music and Bodily Movement: Perspectives from Performance Science, Cognitive Neuroscience, and Evidence

[Full Paper/Structured Abstract](#)

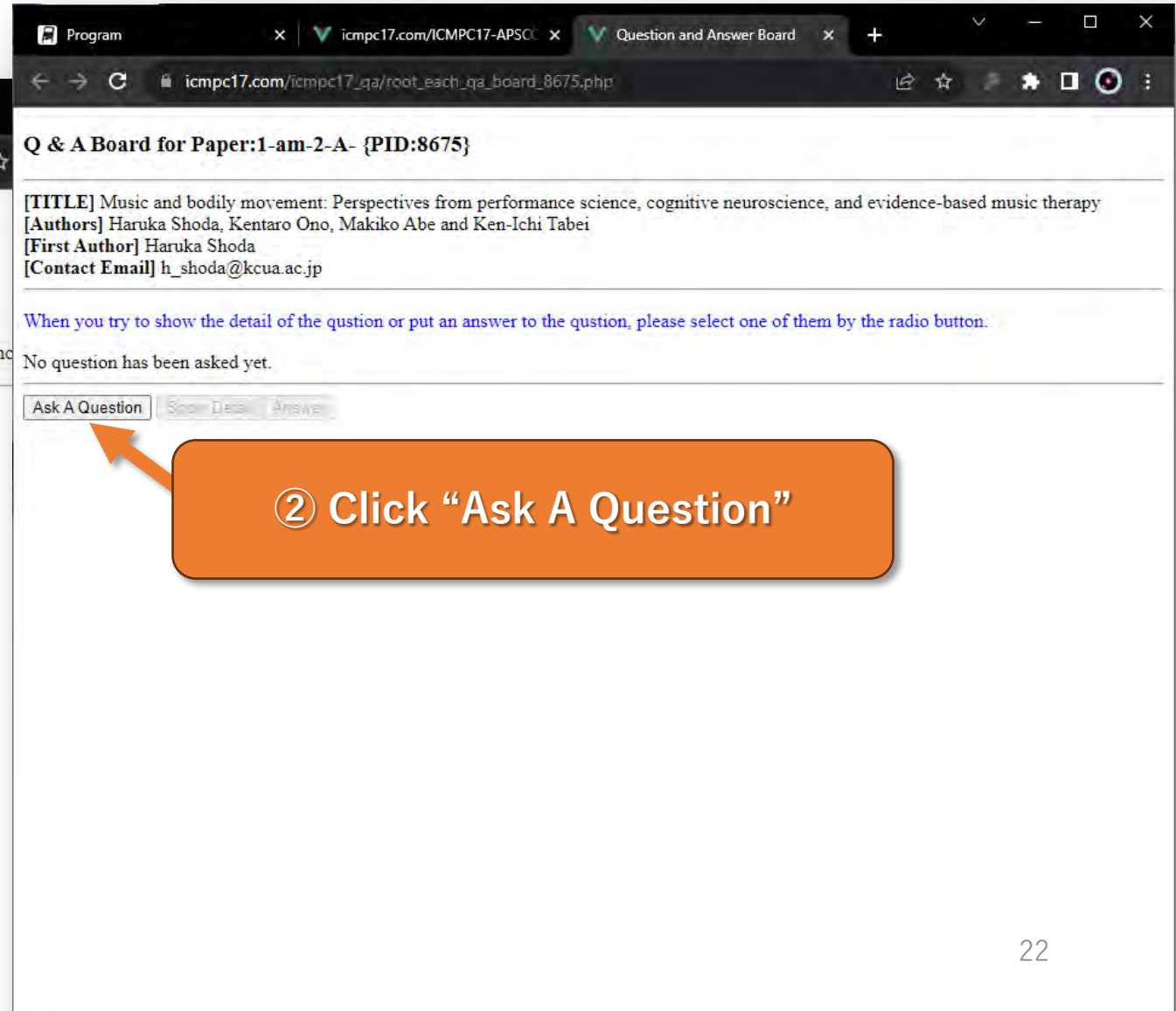
Poster Image [unavailable]

Short Movie [unavailable]

Long Movie [unavailable]

[QA Board](#)

① Click "QA Board"



Program x icmpc17.com/ICMPC17-APSCOM x Question and Answer Board x +

icmpc17.com/icmpc17_qa/root_each_qa_board_8675.php

Q & A Board for Paper:1-am-2-A- {PID:8675}

[TITLE] Music and bodily movement: Perspectives from performance science, cognitive neuroscience, and evidence-based music therapy

[Authors] Haruka Shoda, Kentaro Ono, Makiko Abe and Ken-Ichi Tabei

[First Author] Haruka Shoda

[Contact Email] h_shoda@kcuu.ac.jp

When you try to show the detail of the question or put an answer to the question, please select one of them by the radio button.

No question has been asked yet.

Ask A Question Show Detail Answer

② Click "Ask A Question"

How to use QA Board: Ask Question

The screenshot shows a web browser window with the address bar displaying `icmpc17.com/icmpc17_qa/button_action.php`. The page title is "Question for PaperID: 8675.". The form contains the following fields:

- Your name:** Nanashino Gonbei
- Your email:** Nanashi@gmail.com
- Question:** How to use this -e-Proceeding?

At the bottom of the form, there are two buttons: "Reset" and "OK".

Annotations and instructions:

- ③ Enter "Your name," "Your email," and "Question"**: An orange callout box with an arrow pointing to the input fields.
- ④ Click "OK" to move to the confirmation page**: An orange callout box with an arrow pointing to the "OK" button.
- Click "Reset" to delete all entries**: A blue callout box with an arrow pointing to the "Reset" button.
- If you want to return the previous page, please use the browser back button**: A blue callout box with an arrow pointing to the browser's back button in the address bar.

How to use QA Board: Ask Question

!! NOTE !!

You cannot delete a question by yourself.
If you need to delete your question, please
come to the reception desk.

If you are attending online, please use the
following Google Form:

<https://forms.gle/mLtNAmLt58F2oDh17>

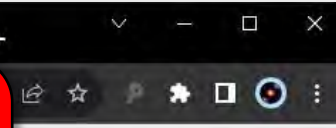
If you want to revise your question,
please click "Revise"

Question:

Once you put your question, you can neither modify nor delete it. Are you sure to submit it?

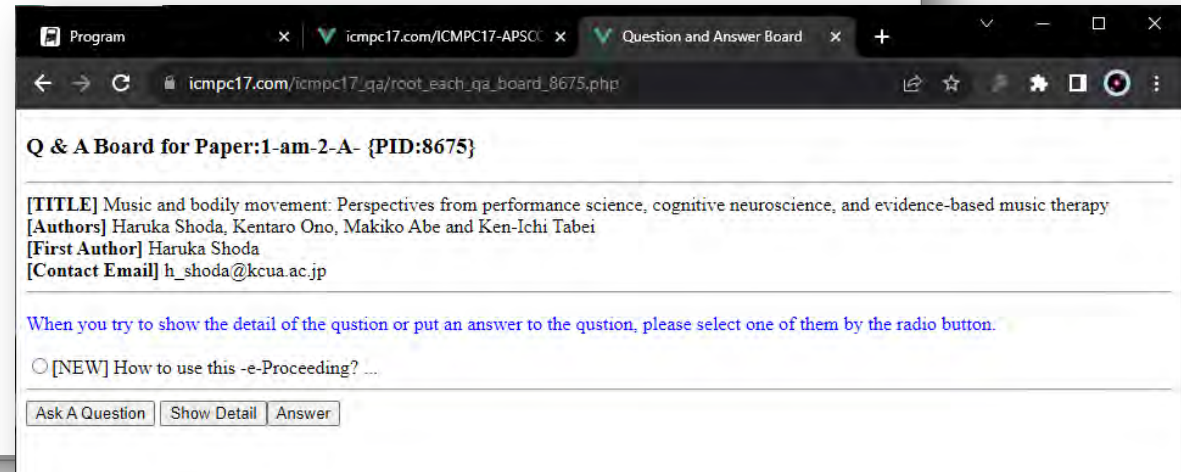
Revise. Yes. Please submit.

⑤ Click "Yes. Please submit," then you can see a confirmation page



the system is going to register your question in the database.
erry has been submitted, but it will take a short while to be reflected. [BACK](#)

⑥ Click "Back" to return to the
QA Board like below image



How to use QA Board: Answer Question

The screenshot shows a web browser window with the URL `icmpc17.com/icmpc17_qa/root_each_qa_board_8675.php`. The page title is "Q & A Board for Paper:1-am-2-A- {PID:8675}". Below the title, there is a list of questions with radio buttons. The first question is selected. Below the list, there are three buttons: "Ask A Question", "Show Detail", and "Answer".

① Check the radio button for the question you wish to answer.

② Click "Answer" to answer to the question

Click "Show Detail" to see the details of the question

!! NOTE !!
In some cases, it may take a couple of minutes for your post to be registered in the database. Please be patient, don't try to resubmit it simply because you cannot see your post immediately. (Please revisit the page after 10 or so minutes.)

How to use QA Board: Answer Question

Program | icmpc17.com/ICMPC17-APSC | ICMPC17 QA Board Action

icmpc17.com/icmpc17_qa/button_action.php

Answering to the question.

Target Question ID:1

Asked by: Nanashino Gonbei @2023-08-18 14:31:41

Email: Nanashi@gmail.com

Question: How to use this -e-Proceeding?

Answer: Please read this instruction power point file.

Reset OK

③ Enter your "Answer"

④ Click "OK" then you can see a confirmation page

Click "Reset" to delete all entries

!! NOTE !!

The authors themselves who are asked questions/comments should answer them. (Do not answer questions for other authors, please.)

The QA Board can accept just one answer for one question.

How to use QA Board: Answer Question

!! NOTE !!

You cannot delete a question by yourself.
If you need to delete your question, please
come to the reception desk.
If you are attending online, please use the
following Google Form:
<https://forms.gle/mLtNAmLt58F2oDh17>

⑥ Click "Back" to return to the
QA Board like below image

⑤ Click "Yes. Please submit," then
you can see a confirmation page

If you want to revise your question,
please click "Revise"

A [✓] mark indicates that a
response has been returned

The screenshot shows a web browser window with the URL icmpc17.com/. The page title is "Answering to the question". The form includes a "Questioner's Name" field with the value "Nanashi". Below this is a large text area for the question, containing the text "Please read this instruction power point file." At the bottom of the form, there are two buttons: "Revise." and "Yes. Please submit." A green arrow points from the "Yes. Please submit." button to the callout box on the right.

The screenshot shows a web browser window with the URL icmpc17.com/icmpc17_qa/root_each_qa_board_8675.php. The page title is "Q & A Board for Paper:1-am-2-A- (PID:8675)". The page content includes the following information: [TITLE] Music and bodily movement: Perspectives from performance science, cognitive neuroscience, and evidence-based music therapy; [Authors] Haruka Shoda, Kentaro Ono, Makiko Abe and Ken-Ichi Tabei; [First Author] Haruka Shoda; [Contact Email] h_shoda@kcuu.ac.jp. Below this information, there is a radio button selection area with three options: [x] How to use this -e-Proceeding? ...; [NEW] How to ask a question on this QA ...; [NEW] How to answer the question on th ... A green arrow points from the "Back" link in the previous screenshot to the "How to use this -e-Proceeding?" option.

This screenshot is similar to the previous one, but it shows a response to the question. The radio button for "[x] How to use this -e-Proceeding? ..." is selected, and a checkmark is visible next to it. A blue arrow points from the callout box on the right to this selected option.